






FORMATIVE EVALUATION 1 (1)






Item	Self-assessment Teacher's assessment
<p>1. Complete the sentences using: <i>I, It, We, They, He.</i></p> <ol style="list-style-type: none"> _____ are good pupils. _____ is my father. _____ is a big house. _____ am a pupil. _____ are my pretty sisters. 	
<p>2. Fill in the sentences using: <i>my, his, her, its, their.</i></p> <ol style="list-style-type: none"> He is a student. _____ name is Jack. I am Mary. _____ mother is a doctor. It is a dog. _____ name is Black. This is Ann. Sidney is _____ little sister. They are good friends. _____ toys are in the box. 	
<p>3. Use <i>am, is, are</i> to complete the sentences.</p> <ol style="list-style-type: none"> Their jobs _____ interesting. It _____ sunny today. We _____ hungry. I _____ eleven. They _____ my mother and father. 	
<p>4. Label the picture. Use the words in the box.</p> <div style="display: flex; align-items: flex-start;"> <div style="border: 1px solid black; padding: 5px; margin-right: 20px;"> <p>nose, leg, finger, ear, mouth</p> <ol style="list-style-type: none"> 1. _____ 2. _____ 3. _____ 4. _____ 5. _____ </div> <div style="text-align: center;">  </div> </div>	

My Learning and Progress

I

G

S










Item	Self-assessment Teacher's assessment
<p>1. Complete the sentences using: <i>I, She, It, We, They, You.</i></p> <ol style="list-style-type: none"> _____ has long hair. _____ are my best friends. _____ am a good pupil. _____ is my yellow parrot. _____ are sister and brother. 	
<p>2. Fill in the sentences using: <i>my, his, her, its, our.</i></p> <ol style="list-style-type: none"> This is Dana`s room. _____ room is large. I have a big family. This is _____ family. John has a lot of friends. _____ friends are very kind. We are students. _____ classroom is bright. It is a mouse. _____ name is Jerry. 	
<p>3. Use <i>am, is, are</i> to complete the sentences.</p> <ol style="list-style-type: none"> His friends _____ doctors. My brother _____ a teacher. His grandfather _____ a farmer. I _____ a pupil. Her parents _____ programmers. 	
<p>4. Label the picture. Use the words in the box.</p> <div style="display: flex; align-items: flex-start;"> <div style="border: 1px solid black; padding: 5px; margin-right: 20px;"> <p>nose, leg, finger, ear, mouth</p> <ol style="list-style-type: none"> 1. _____ 2. _____ 3. _____ 4. _____ 5. _____ </div> <div style="text-align: center;">  </div> </div>	

My Learning and Progress

I

G

S










Item	Self-assessment Teacher's assessment
<p>1. Circle the correct word in each sentence.</p> <ol style="list-style-type: none"> 1. I <i>go / goes</i> to school at 8 o'clock. 2. We <i>have / has</i> breakfast at home. 3. She <i>drive / drives</i> her car fast. 4. My brother <i>read / reads</i> a lot of books. 5. The dogs <i>run / runs</i> in the park. 	
<p>2. Complete the sentences using: <i>don't / doesn't</i>.</p> <ol style="list-style-type: none"> 1. She _____ drink juice. 2. My friend _____ eat cheese. 3. Her classmate _____ read books. 4. They _____ open the window. 5. My friends _____ run quickly. 	
<p>3. Write the correct form of the verbs.</p> <ol style="list-style-type: none"> 1. Ann _____ (watch) TV in her room. 2. Jack _____ (go) to the cinema. 3. My brothers _____ (drink) tea every morning. 4. Her sister _____ (like) vegetables. 5. They _____ (sleep) late on Sunday. 	
<p>4. Label the picture. Use the words in the box.</p> <div style="display: flex; align-items: flex-start;"> <div style="border: 1px solid black; padding: 5px; margin-right: 20px;"> <p>thirsty, sad, happy, hungry, tired</p> <ol style="list-style-type: none"> 1. _____ 2. _____ 3. _____ 4. _____ 5. _____ </div> <div style="display: flex; flex-wrap: wrap; gap: 20px;"> <div style="text-align: center;">  <p>1.</p> </div> <div style="text-align: center;">  <p>2.</p> </div> <div style="text-align: center;">  <p>3.</p> </div> <div style="text-align: center;">  <p>4.</p> </div> <div style="text-align: center;">  <p>5.</p> </div> </div> </div>	

My Learning and Progress

I

G

S

Item	Self-assessment Teacher's assessment
<p>1. Circle the correct word in each sentence.</p> <ol style="list-style-type: none"> 1. He <i>go</i> / <i>goes</i> to school at 9 o'clock. 2. You <i>ride</i> / <i>rides</i> your bike in the afternoon. 3. I <i>play</i> / <i>plays</i> badminton on Sundays. 4. Our teacher <i>write</i> / <i>writes</i> on the board. 5. The girls <i>smile</i> / <i>smiles</i> happily. 	
<p>2. Complete the sentences using: don't / doesn't.</p> <ol style="list-style-type: none"> 1. Kate _____ eat apples. 2. My friend _____ drink milk. 3. Our teacher _____ speak German. 4. They _____ open the door. 5. These cats _____ sleep much. 	
<p>3. Write the correct form of the verbs.</p> <ol style="list-style-type: none"> 1. His sister _____ (like) ice cream very much. 2. Children _____ (drink) a lot of milk. 3. She _____ (go) to school by bus. 4. Tom and Julie _____ (live) in a big city. 5. He _____ (brush) his teeth in the morning. 	
<p>4. What time is it?</p> <div style="display: flex; justify-content: space-around; align-items: flex-end;"> <div style="text-align: center;">  <p>1.</p> </div> <div style="text-align: center;">  <p>2.</p> </div> <div style="text-align: center;">  <p>3.</p> </div> <div style="text-align: center;">  <p>4.</p> </div> <div style="text-align: center;">  <p>5.</p> </div> </div> <ol style="list-style-type: none"> 1. It's _____ o'clock. 2. _____. 3. _____. 4. _____. 5. _____. 	

My Learning and Progress

I

G

S